

Spacecraft: Cassini

DSS: 26

Monitor File: S11OORT2005_157_1555_26_MON.ecsv

APPLICABLE_START_TIME = 2005-157T15:55:13.149;

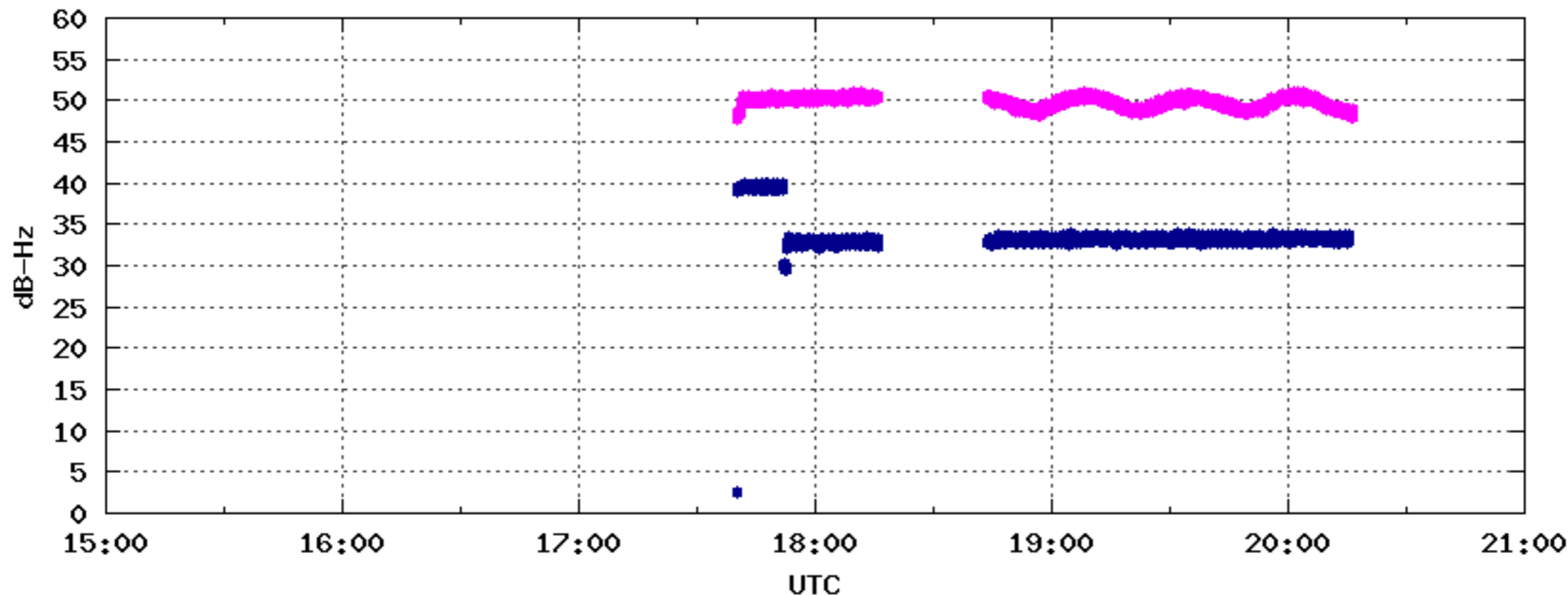
APPLICABLE_STOP_TIME = 2005-157T20:22:15.341;

60 minutes omitted from beginning of file

5 minutes omitted from end of file

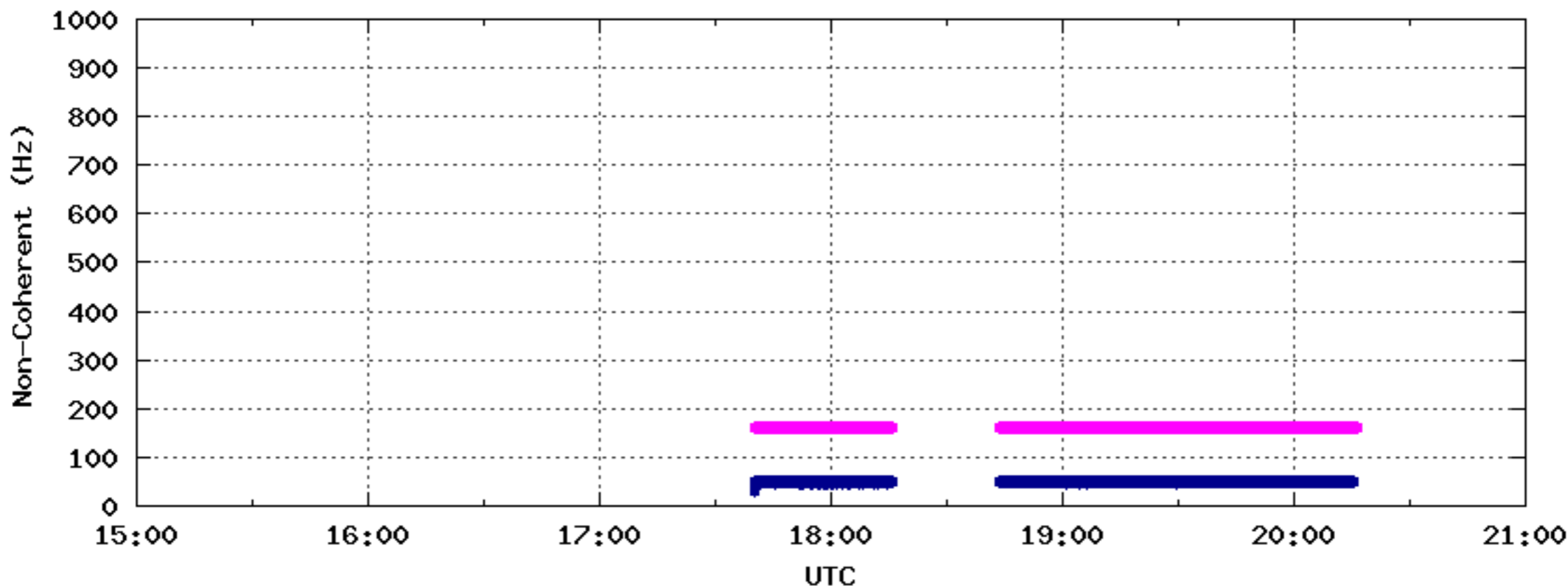
02. Carrier Power to Noise Spectral Density Ratio (P_c/N_o) and Residual Frequency
03. X-Band Measured Carrier Frequency, Predicted Carrier Frequency, and Residual Frequency
04. Ka-Band Measured Carrier Frequency, Predicted Carrier Frequency, and Residual Frequency
05. Carrier Power to Noise Spectral Density Ratio (P_c/N_o) and Carrier Power
06. Carrier Power to Noise Spectral Density Ratio (P_c/N_o) and System Noise Temperature
07. Carrier Loop Tracking Bandwidth
08. System Noise Temperature, Elevation, Precipitation Rate, and Relative Humidity
9. Index

2005/157 D55-26 Carrier Power to Noise Spectral Density Ratio (Pc/No)



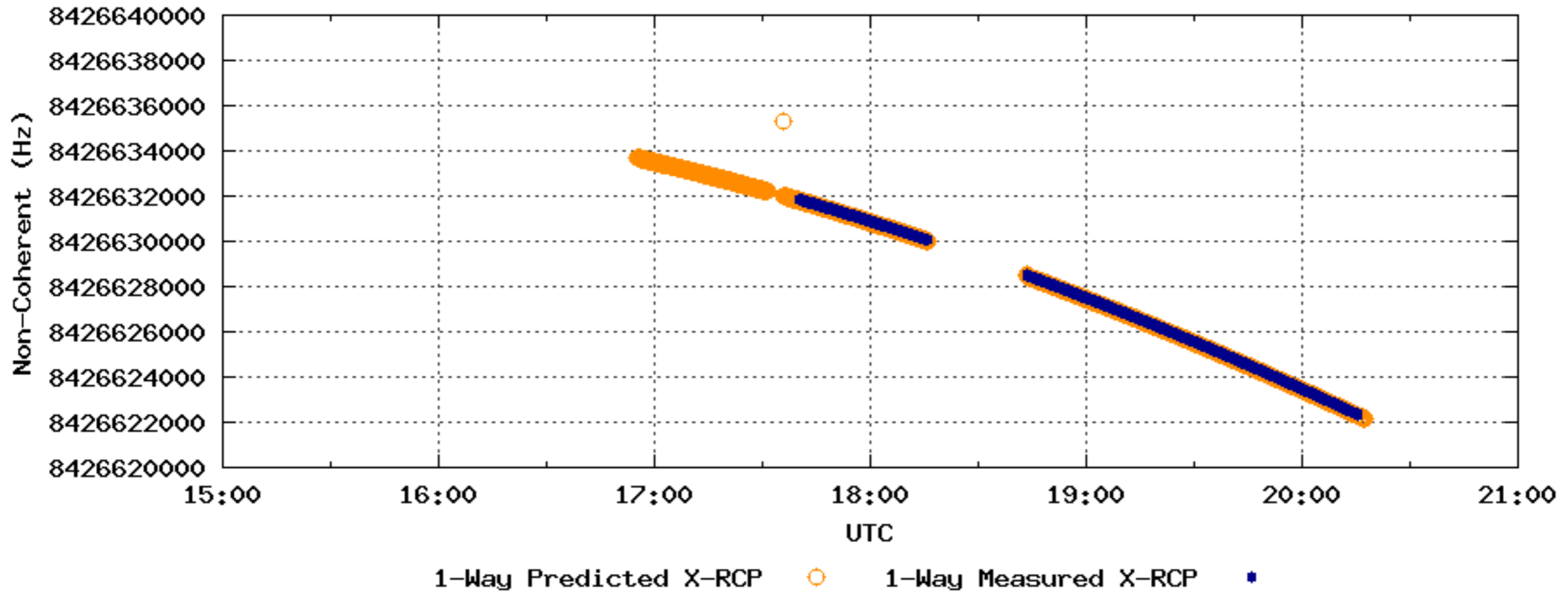
X-RCP K-RCP

2005/157 D55-26 Carrier Frequency Residual (Measured - Predicted)

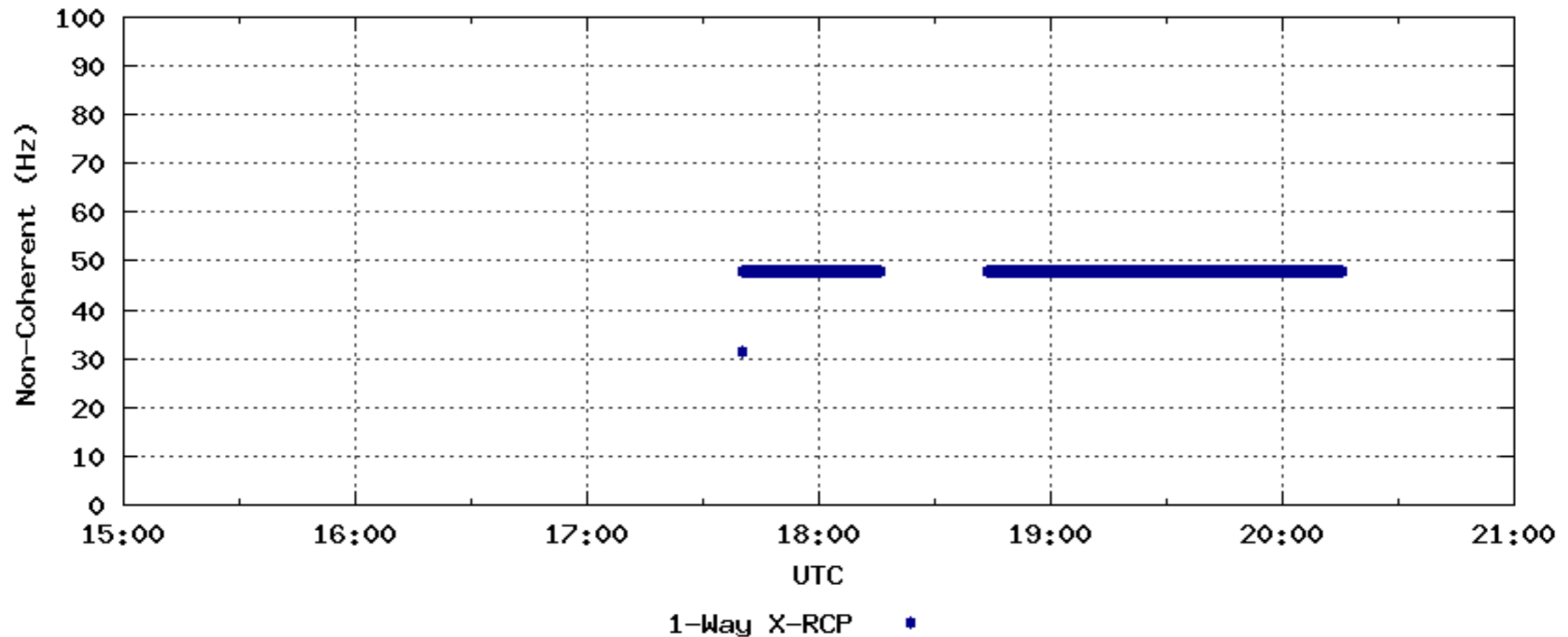


1-Way X-RCP 1-Way K-RCP

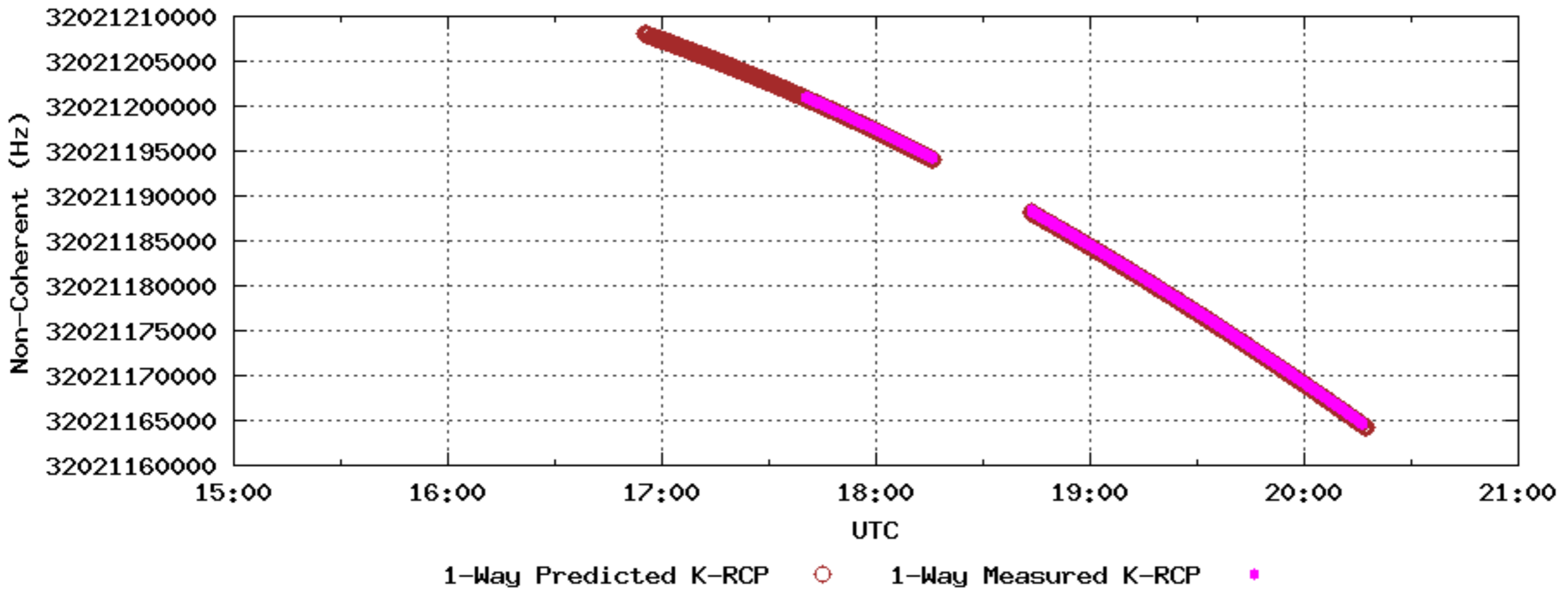
2005/157 DSS-26 X-Band Measured and Predicted Carrier Frequency



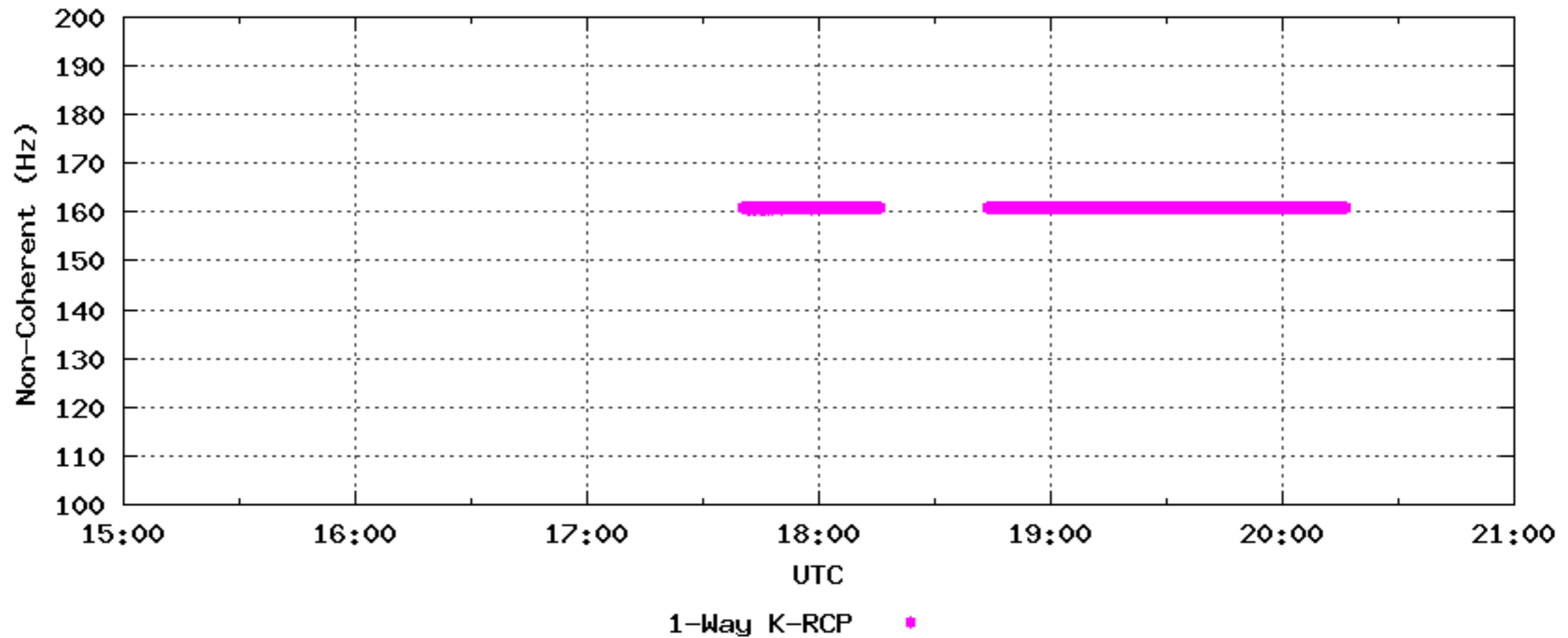
2005/157 DSS-26 X-Band Residual Frequency (Measured - Predicted)



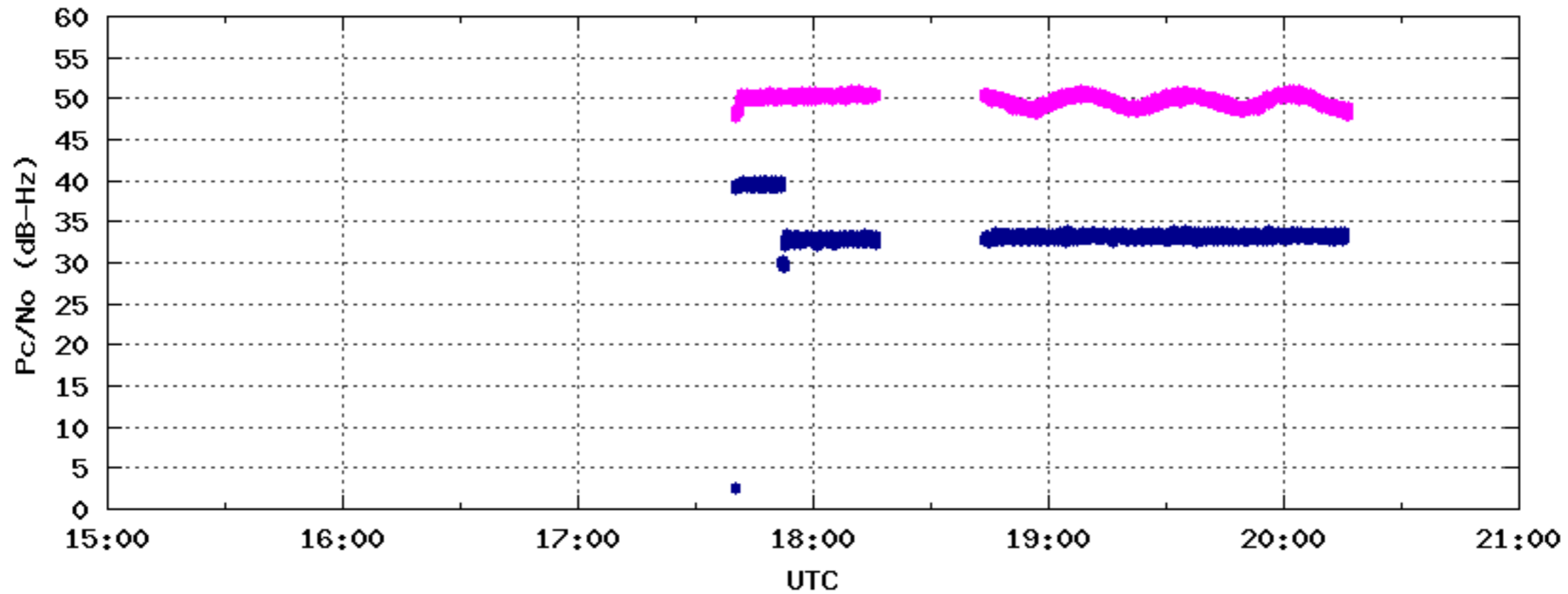
2005/157 DSS-26 K-Band Measured and Predicted Carrier Frequency



2005/157 DSS-26 K-Band Residual Frequency (Measured - Predicted)

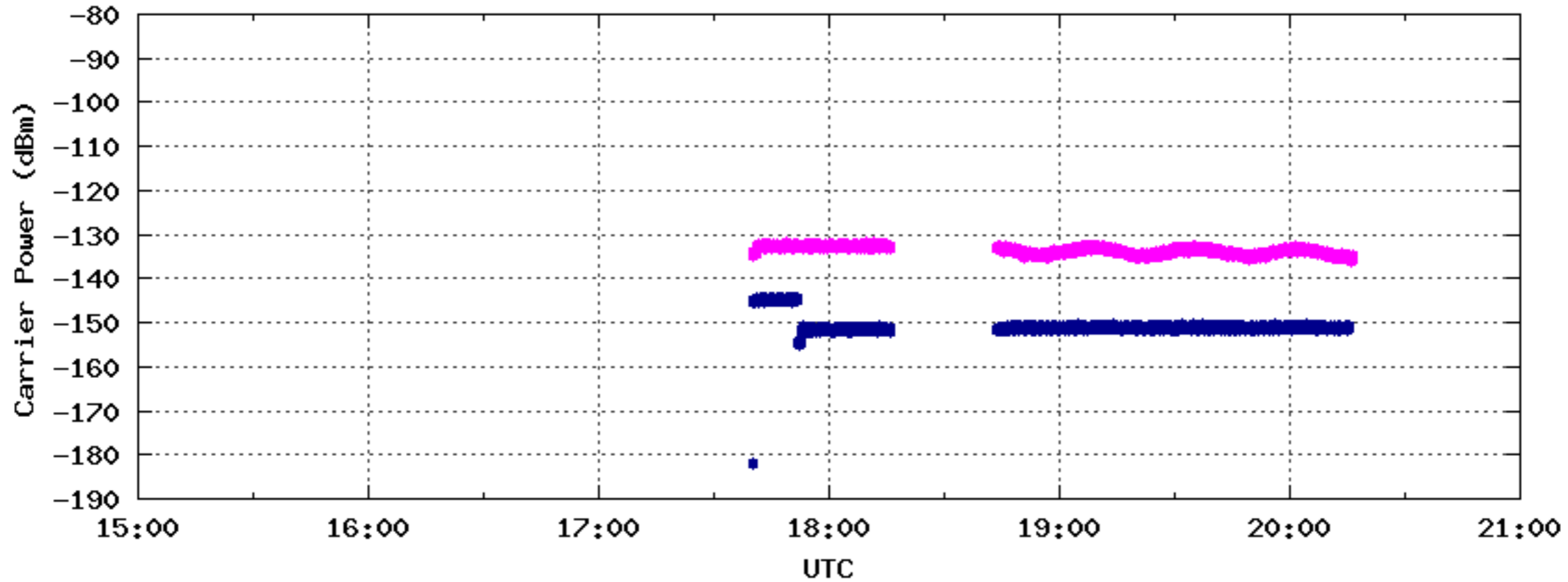


2005/157 DSS-26 Carrier Power to Noise Spectral Density Ratio (Pc/No)



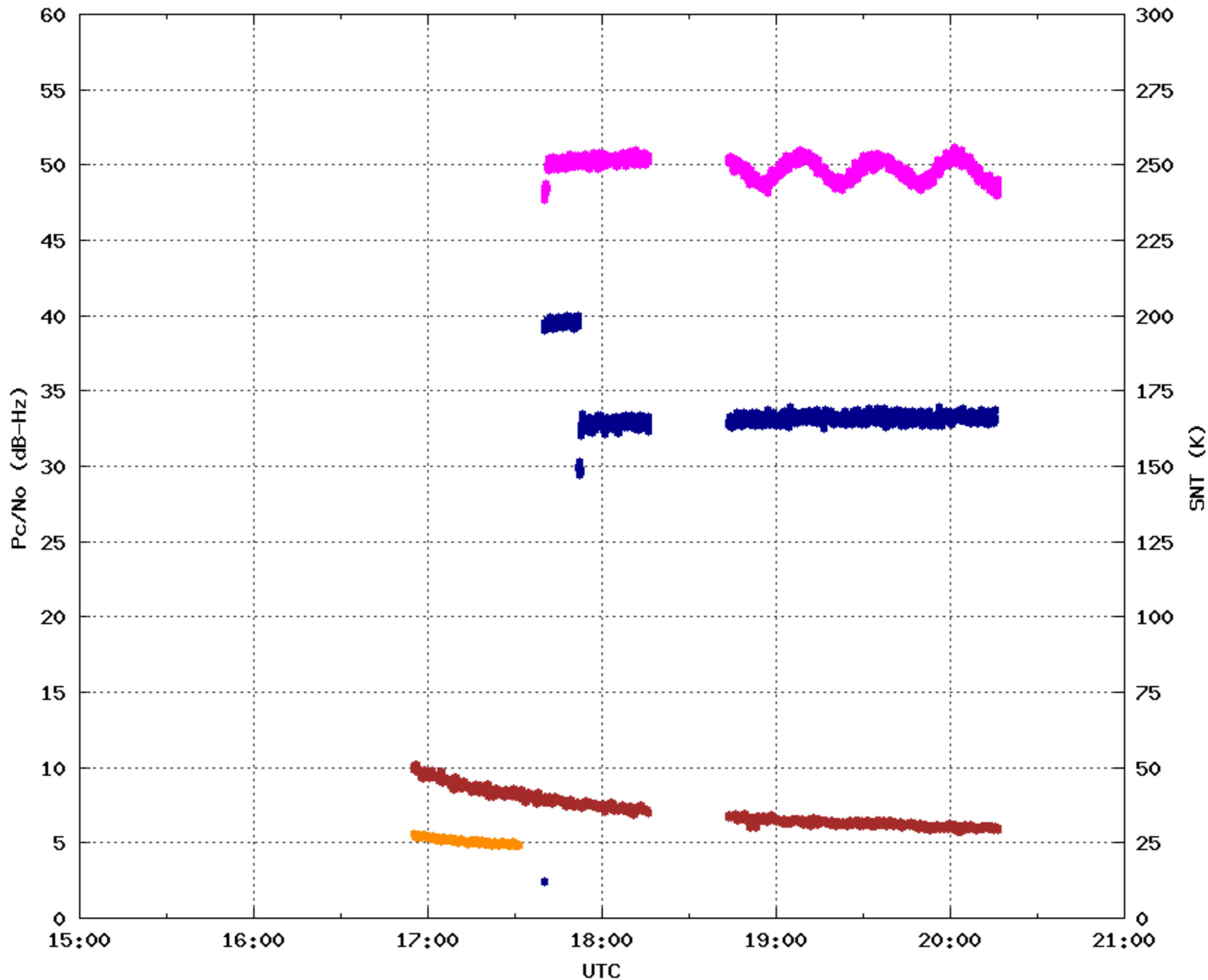
X-RCP K-RCP

2005/157 DSS-26 Carrier Power

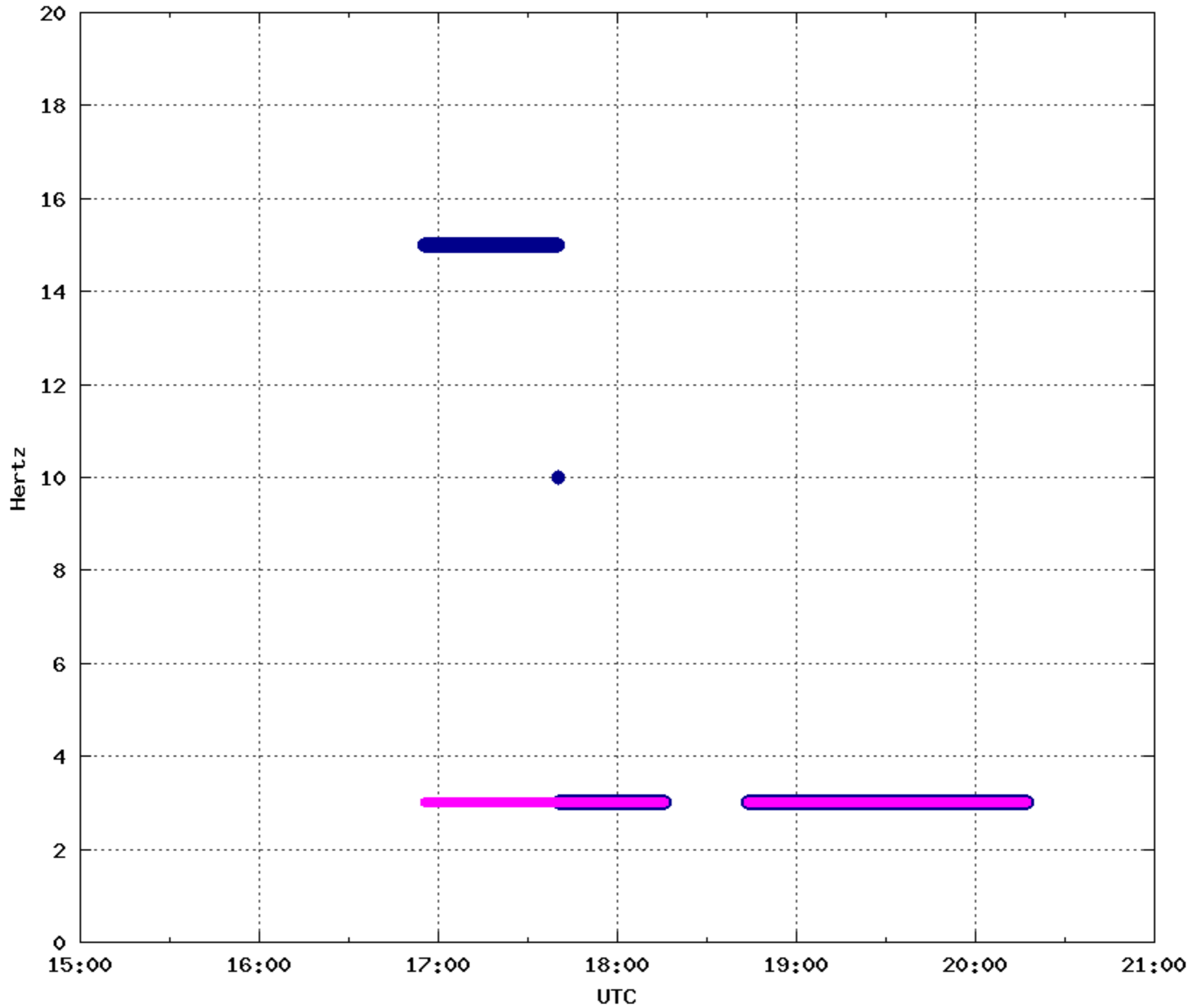


X-RCP K-RCP

2005/157 D55-26 Carrier Power to Noise Spectral Density Ratio and System Noise Temperature

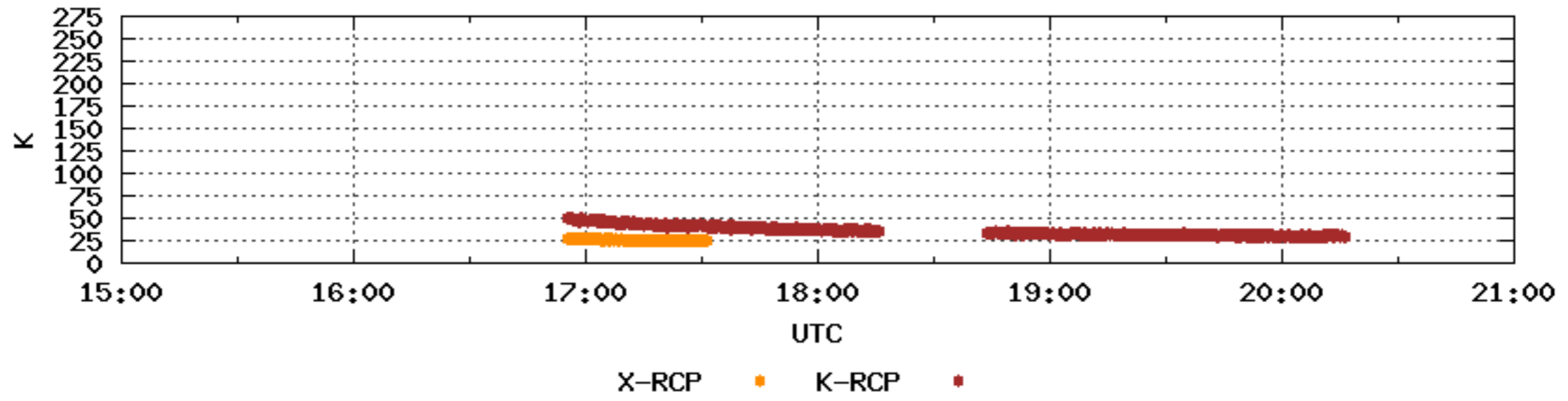


2005/157 DSS-26 Carrier Loop Tracking Bandwidth



X-RCP ● K-RCP ●

2005/157 DSS-26 System Noise Temperature



02. Carrier Power to Noise Spectral Density Ratio (Pc/No) and Residual Frequency

Top:

Carrier Power to Noise Spectral Density Ratio (M-1315, M-1815, M-2315, M-2815)
filtered by Carrier Tracking Loop Status (M-1302, M-1802, M-2302, M-2802)
categorized by Downlink Band (M-1245, M-1745, M-2245, M-2745)
and Polarization (M-1267, M-1767, M-2267, M-2767)

Bottom:

Residual Frequency (M-1305, M-1805, M-2305, M-2805)
filtered by Carrier Tracking Loop Status (M-1302, M-1802, M-2302, M-2802)
categorized by Predicts Mode (M-1248, M-1748, M-2248, M-2748)
and by Downlink Band (M-1245, M-1745, M-2245, M-2745)
and Polarization (M-1267, M-1767, M-2267, M-2767)

03. X-Band - Measured Carrier Frequency, Predicted Carrier Frequency,
and Residual Frequency

Top:

Predicted Frequency including Doppler Shift (M-1320, M-1820, M-2320, M-2820)
categorized by Predicts Mode (M-1248, M-1748, M-2248, M-2748)
and by Downlink Band (M-1245, M-1745, M-2245, M-2745)
and Polarization (M-1267, M-1767, M-2267, M-2767)

Measured Carrier Frequency (M-1304, M-1804, M-2304, M-2804)
filtered by Carrier Tracking Loop Status (M-1302, M-1802, M-2302, M-2802)
categorized by Predicts Mode (M-1248, M-1748, M-2248, M-2748)
and by Downlink Band (M-1245, M-1745, M-2245, M-2745)
and Polarization (M-1267, M-1767, M-2267, M-2767)

Bottom:

Residual Frequency (M-1305, M-1805, M-2305, M-2805)
filtered by Carrier Tracking Loop Status (M-1302, M-1802, M-2302, M-2802)
categorized by Predicts Mode (M-1248, M-1748, M-2248, M-2748)
and by Downlink Band (M-1245, M-1745, M-2245, M-2745)
and Polarization (M-1267, M-1767, M-2267, M-2767)

04. Ka-Band - Measured Carrier Frequency, Predicted Carrier Frequency,
and Residual Frequency

Top:

Predicted Frequency including Doppler Shift (M-1320, M-1820, M-2320, M-2820)
categorized by Predicts Mode (M-1248, M-1748, M-2248, M-2748)
and by Downlink Band (M-1245, M-1745, M-2245, M-2745)
and Polarization (M-1267, M-1767, M-2267, M-2767)

Measured Carrier Frequency (M-1304, M-1804, M-2304, M-2804)
filtered by Carrier Tracking Loop Status (M-1302, M-1802, M-2302, M-2802)
categorized by Predicts Mode (M-1248, M-1748, M-2248, M-2748)
and by Downlink Band (M-1245, M-1745, M-2245, M-2745)
and Polarization (M-1267, M-1767, M-2267, M-2767)

Bottom:

Residual Frequency (M-1305, M-1805, M-2305, M-2805)
filtered by Carrier Tracking Loop Status (M-1302, M-1802, M-2302, M-2802)
categorized by Predicts Mode (M-1248, M-1748, M-2248, M-2748)
and by Downlink Band (M-1245, M-1745, M-2245, M-2745)

and Polarization (M-1267, M-1767, M-2267, M-2767)

05. Carrier Power to Noise Spectral Density Ratio (P_c/N_o) and Carrier Power

Top:

Carrier Power to Noise Spectral Density Ratio (M-1315, M-1815, M-2315, M-2815)
filtered by Carrier Tracking Loop Status (M-1302, M-1802, M-2302, M-2802)
categorized by Downlink Band (M-1245, M-1745, M-2245, M-2745)
and Polarization (M-1267, M-1767, M-2267, M-2767)

Bottom:

Carrier Power (M-1310, M-1810, M-2310, M-2810)
filtered by Carrier Tracking Loop Status (M-1302, M-1802, M-2302, M-2802)
categorized by Downlink Band (M-1245, M-1745, M-2245, M-2745)
and Polarization (M-1267, M-1767, M-2267, M-2767)

06. Carrier Power to Noise Spectral Density Ratio (P_c/N_o) and System Noise Temperature

Carrier Power to Noise Spectral Density Ratio (M-1315, M-1815, M-2315, M-2815)
filtered by Carrier Tracking Loop Status (M-1302, M-1802, M-2302, M-2802)
categorized by Downlink Band (M-1245, M-1745, M-2245, M-2745)
and Polarization (M-1267, M-1767, M-2267, M-2767)

System Noise Temperature (M-1318, M-1818, M-2318, M-2818)
categorized by Downlink Band (M-1245, M-1745, M-2245, M-2745)
and Polarization (M-1267, M-1767, M-2267, M-2767)

07. Carrier Loop Tracking Bandwidth

Carrier Loop Tracking Bandwidth (M-1299, M-1799, M-2299, M-2799)
categorized by Downlink Band (M-1245, M-1745, M-2245, M-2745)
and Polarization (M-1267, M-1767, M-2267, M-2767)

08. System Noise Temperature, Elevation, Precipitation Rate, and Relative Humidity

Top:

System Noise Temperature (M-1318, M-1818, M-2318, M-2818)
categorized by Downlink Band (M-1245, M-1745, M-2245, M-2745)
and Polarization (M-1267, M-1767, M-2267, M-2767)

Middle:

Elevation Angle (M-0304)

Bottom:

Precipitation Rate (M-0406)
Relative Humidity (M-0409)